



# AREA LIGHTING SYSTEMS



## PELI™ AREA LIGHTING SYSTEMS

The ultimate maintenance-free portable lighting solution

### **Rechargeable, Portable & Silent Illumination.**

On hand whenever it is required, and available over a variety of models to suit the application.

Ongoing product improvements ensure each model utilizes the latest LED technology and design innovations.

Manual handling is significantly reduced and each complete system can be set up by unskilled labour within seconds.

There is no need for fuel or cumbersome expensive generators which also means a reduction in costs to both your company and the environment.

## SAFETY BENEFITS

- ▶ *Silent operation*
- ▶ *Instant, bright, white light*
- ▶ *No fumes, no fuel*
- ▶ *Fully operational in seconds*
- ▶ *No trip hazard, no trailing cables*
- ▶ *Low battery warning system*
- ▶ *No breakable glass components*
- ▶ *Lightweight, manual handling reduced*

## > 9430/9430SL 9435/9480/9490

**T**hese models are easy to transport and lightweight.

They offer powerful light output with retractable masts; the head can be rotated 360° and it also pivots to angle the light directly where required.



## > 9420/9440

**T**hese innovative, rechargeable floodlights extend to over 1.5 metres in height, in the fully-deployed position, offering a high, wide area of illumination ideal for a work area or emergency scene light.

They retract telescopically to less than a metre long in the closed position, allowing them to be carried easily.



## > 9460/9470

**S**elf-contained within a rugged Peli Protector case; these portable lighting stations include a digital intelligent control, offering variable light output with a user-configurable, real-time battery display.

The **9460** & **9470** have recently been upgraded and the next-generation LEDs combine to produce up to 24,000 lumens (6,000 per light head). They can be set up upright or with the case lying flat, for extra stability. The heads can be rotated 360° and tilted 180° to angle light exactly where required.



## > 9430 AREA LIGHTING SYSTEM

### 9430 SPECIFICATIONS

Light Source	LED x 6
Beam Spread	125°
Battery Type	Sealed Lead Acid (SLA)
Max. Charge Time	5hrs.
Tested Lumen Value	1500 (Low) 3000 (High)
IP Rating	54
Run Time	15hrs. (Low) 8hrs. (High)
Dimensions	40 x 20 x 23 cm
Extended Height	82 cm
Weight	10.3 kg
Colours	Black or Yellow



360° rotating head



180° pivoting head



Variable Tension Angle Control lets light shine at any angle

Waterproof Rubber Activation Switch keeps out moisture and dirt

Mast extends to 82 cm in height and rotates 360° spreading light wherever it is needed

Polycarbonate Lens is lightweight and impact resistant

Solid state high efficiency circuitry withstands rigorous industrial use

Gel Acid Battery makes 9430 a silent running light.

Maintenance Free LED Array with life expectancy over 50,000 hours

Metal battery chassis distributes load to handle

Durable base soaks up impacts




12V auxiliary outlet allows the user to power laptops, mobile phones etc.



## > 9430SL SPOTLIGHT

### 9430SL SPECIFICATIONS

<b>Light Source</b>	LED x 24	<b>Run Time</b>	15hrs. (Low) 8hrs. (High)
<b>Beam Spread</b>	10°	<b>Dimensions</b>	40 x 20 x 23 cm
<b>Battery Type</b>	Sealed Lead Acid (SLA)	<b>Extended Height</b>	82 cm
<b>Max. Charge Time</b>	5hrs.	<b>Weight</b>	10 kg
<b>Tested Lumen Value</b>	1000 (Low) 2000 (High)	<b>Colours</b>	Black
<b>IP Rating</b>	54		



## > 9435 AREA LIGHTING SYSTEM

### 9435 SPECIFICATIONS

<b>Light Source</b>	LED x 18
<b>Beam Spread</b>	90°
<b>Battery Type</b>	NiMH
<b>Max. Charge Time</b>	8 hrs.
<b>Tested Lumen Value</b>	750 (Low) 1500 (High)
<b>IP Rating</b>	54
<b>Run Time</b>	10 hrs. (Low) 5hrs. (High)
<b>Dimensions</b>	40 x 20 x 23 cm
<b>Extended Height</b>	82 cm
<b>Weight</b>	8 kg
<b>Colours</b>	Orange
<b>Approvals</b>	Ex II 3 G Ex ic IIC T4 Gc



> **9480** AREA LIGHTING SYSTEM

THE **9480** WORK LIGHT FEATURES A QUICK RELEASE SWAPPABLE BATTERY DESIGN WHICH ALLOWS FOR RAPID REPLACEMENT AND EXTENDED LIGHT DURATION. THERE IS ALSO AN EASY READ, PERMANENT BATTERY LEVEL INDICATOR AND LOW LEVEL FLASHING INDICATOR.

There are 3 pre-set light levels; high, medium and low or the user can select their preferred run time, up to 28 hours, with the intelligent control mode.



9480 SPECIFICATIONS

Light Source	LED x 8	Run Time	28 (Low) 8 (Med) 6 (High) hrs.
Beam Spread	125°	Dimensions	39.4 x 16.5 x 26 cm
Battery Type	12V Rechargeable, Sealed Lead Acid (SLA)	Extended Height	60.30 cm
Max. Charge Time	8 hrs.	Weight	12.50 kg
Tested Lumen Value	1000 (Low) 3000 (Med) 4000 (High)	Colours	Yellow
IP Rating	54		



## > 9490 AREA LIGHTING SYSTEM

THE 9490 UNIT HAS A QUICK RELEASE SWAPPABLE BATTERY DESIGN WHICH ALLOWS FOR RAPID REPLACEMENT AND EXTENDED LIGHT DURATION. THERE IS ALSO AN EASY READ, PERMANENT BATTERY LEVEL INDICATOR AND LOW LEVEL FLASHING INDICATOR.

There are 3 pre-set light levels; high, medium and low or the user can select their preferred run time, up to 24 hours, with the intelligent control mode.



### 9490 SPECIFICATIONS

Light Source	LED x 10
Beam Spread	125°
Battery Type	12V Rechargeable, Sealed Lead Acid (SLA)
Max. Charge Time	8 hrs.
Tested Lumen Value	Up to 6000
IP Rating	54
Run Time	24 (Low) 12 (Med) 3.50 (High) hrs.
Dimensions	50.8 x 16.5 x 28.6 cm
Extended Height	182.9 cm
Weight	14.50 kg
Colours	Yellow





## > 9420 AREA LIGHTING SYSTEM

THE **9420** LED IS AVAILABLE IN TWO VERSIONS – STANDARD (LIGHT UNIT INCLUDING CHARGER) AND XL KIT.

### 9420 SPECIFICATIONS

Light Source	LED x 2
Beam Spread	58°
Battery Type	Lithium ion
Max. Charge Time	2 hrs.
Tested Lumen Value	500 (Low) 1000 (High)
IP Rating	54
Run Time	4 (Low) 2 (High) hrs.
Dimensions	73.7 cm (closed)
Extended Height	157.5 cm
Weight	3.8 kg
Colours	Black



Quick change  
Lithium ion  
Battery.

### XL VERSION

- > BLOW MOULDED CASE
- > SHOULDER STRAP
- > VEHICLE CHARGER
- > MAINS CHARGER
- > CHARGER CRADLE
- > EXTRA LITHIUM-ION BATTERY





# > 9440 AREA LIGHTING SYSTEM

## 9440 SPECIFICATIONS

<b>Light Source</b>	LED x 12
<b>Beam Spread</b>	125°
<b>Battery Type</b>	Lithium-Ion
<b>Max. Charge Time</b>	3 hrs. 45mins.
<b>Tested Lumen Value</b>	1400 (Low) 2800 (Med) 5300 (High)
<b>IP Rating</b>	65
<b>Run Time</b>	8 hrs. (Low) 4 hrs. (Med) 1hr. 50mins (High)
<b>Dimensions</b>	20 x 90 cm (closed)
<b>Extended Height</b>	215.9 cm
<b>Weight</b>	7.3 kg
<b>Colours</b>	Yellow or Black





## > 9460 AREA LIGHTING SYSTEM

### 9460 SPECIFICATIONS

Light Source	LED x 20
Beam Spread	120°
Battery Type	Sealed Lead Acid (SLA)
Max. Charge Time	8 hrs.
Tested Lumen Value	12000
IP Rating	54
Run Time	24 hrs. (Low) 3 hrs. (High)
Dimensions	59.1 x 35.6 x 23.5 cm
Extended Height	201 cm
Weight	27.7 kg
Colours	Yellow or Black

### INTELLIGENT CONTROL SYSTEM



This control calculates and displays current battery life. Additionally it allows the user to regulate the intensity of the light, choose the desired run time or select from 3 pre-set power levels. Can be remotely activated via a Bluetooth app. which allows varied light output from 0-100%.



### ALSO AVAILABLE THE 9460M

With Multi-terrain trolley and XL wheels providing easy transport over rough terrain. Please enquire for full details.



## > 9470 AREA LIGHTING SYSTEM

### 9470 SPECIFICATIONS

Light Source	LED x 40
Beam Spread	120°
Battery Type	Sealed Lead Acid (SLA)
Max. Charge Time	8 hrs.
Tested Lumen Value	24000
IP Rating	54
Run Time	24 hrs. (Low) 2 hrs 75 mins. (High)
Dimensions	62.9 x 50.8 x 29.8 cm
Extended Height	208.3 cm
Weight	47.6 kg
Colours	Yellow or Black

### INTELLIGENT CONTROL SYSTEM



This control calculates and displays current battery life. Additionally it allows the user to regulate the intensity of the light, choose the desired run time or select from 3 pre-set power levels. Can be remotely activated via a Bluetooth app, which allows varied light output from 0-100%.



### ALSO AVAILABLE THE 9470M

With Multi-terrain trolley and XL wheels providing easy transport over rough terrain. Please enquire for full details.

## > ACCESSORIES



### > 9480/9490

Interchangeable Battery Pack  
to extend light duration

### > 9430

Tripod (head not included),  
3 metre cable also available



### > 9420

Vehicle Charger, Mains Charger,  
Lithium-Ion Battery, Charger Cradle  
& Shoulder Strap



### > 9430/9440 9460/9470

Vehicle Chargers

Our full range of products are available to buy online at: [peliproductions.co.uk](http://peliproductions.co.uk)



**Peli Products (UK) Ltd**

Peli House, Peakdale Road, Brookfield, Glossop SK13 6LQ

**T** 01457 869999 **E** [sales@peliproductions.co.uk](mailto:sales@peliproductions.co.uk)



©2016 Peli Products (UK) Ltd. All trademarks and logos displayed herein are registered and unregistered trademarks of Peli Products, SL and others.